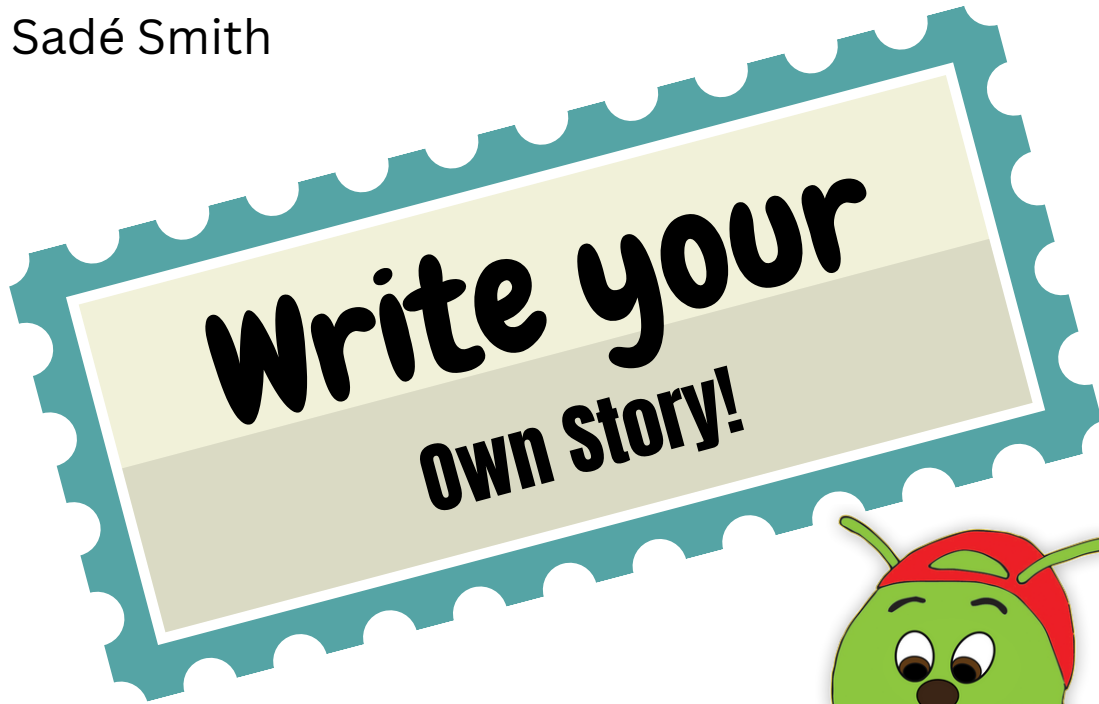


# KIDZ KORNER

By: Sadé Smith



*Ride the Wave of*  
**IMAGINATION!**

# Write your own story

Hello Writer,

Get ready to write your own story! Start off by brainstorming and by following the *Story Templates* provided in this booklet. When your story is complete, draw your own cover page and write your story (along with your own illustrations) in the templates provided.

By following the *Story Templates*, you should be able to create your own story from beginning to end.

Your story can be about whatever you want it to be, no matter how crazy or silly it sounds. When your story is complete, read it to your family and friends and have them leave a comment or a review in the back!

Don't forget to use your imagination. But most of all...

**Have Fun!!!**

~ Kidz Korner



# Brainstorm



Write down your ideas (no matter how silly they sound)



# Setting



Where does your story take place?

---

---

---

---

---

---

---

---

# Plot



What is your story about?

---

---

---

---

---

---

---

---

# Conflict



What is the conflict of the story?

---

---

---

---

---

---

# Resolution



What is the resolution of the story?

---

---

---

---

---

---

Now, put your story together into a book.



Draw a cover page for your story

Title: \_\_\_\_\_


By: \_\_\_\_\_



Write your story below and create your own illustrations








---

---

---

---




---

---

---

---




---

---

---

---




---

---

---

---




---

---

---

---



The End

# Comments and Reviews

